



Extended Battery Case EBI180 for iPhone 4S and iPhone 4

Specifications & User's Guide

Product specifications

Model	EBI180
Input Voltage	5.0V/1.0A(Max)
Output Voltage	5.0±0.25V/1.0A
Nominal Capacity	5.8 Wh
Use for	iPhone 4S, iPhone 4
Cell Type	Li-polymer 1850mAH
Dimensions	125.4(±0.8)*62(±0.8)* 16.8(±0.2)mm
Color	Black
Weight	72g

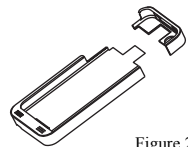


Figure 2

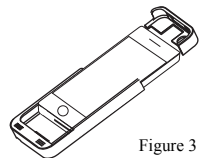


Figure 3

Installing iPhone into battery case

- Gently pull and remove the top part of the case (fig 2)
- Slide iPhone into the battery part of the case (fig 3)
- Close the top part of the case

Notes:

- The iPhone will automatically stop charging when the battery in the case has been used up.
- Use the included USB cable to charge and sync the iPhone in the battery case

Package Contents

- Kinivo EBI180 Battery Case
- USB power cable
- User's Guide
- Top part of the case (spare)

Illustration

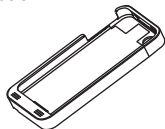


Figure 1

Charging EBI180 battery case

- Connect the battery case to the included USB charging cable.
- Connect the USB end of the cable to any USB charger or a computer's USB port.
- This will start charging the battery case. It will also charge the iPhone if it is installed inside.

Note: The case can be charged with or without the iPhone installed inside it.

Charging iPhone with EBI180

- Press and hold on/off button (about 3 Sec) to charge your iPhone from EBI180's battery.
- Press and hold on/off button again (about 3 Sec) to power off the battery case when iPhone is fully charged. This can save the capacity of the built in battery for future use.
- Press and release the on/off button to check the EBI180's battery status.

LED status while charging

Capacity	CHG			
	LED1	LED2	LED3	LED4
Low	BLINKING	OFF	OFF	OFF
25%	ON	BLINKING	OFF	OFF
50%	ON	ON	BLINKING	OFF
75%	ON	ON	ON	BLINKING
FULL	ON	ON	ON	ON

LED status during regular use

Capacity	DCHG			
	LED1	LED2	LED3	LED4
Full	ON	ON	ON	ON
75%	ON	ON	ON	OFF
50%	ON	ON	OFF	OFF
25%	ON	OFF	OFF	OFF
Empty	OFF	OFF	OFF	OFF

* Kinivo is a trademark of Kinivo LLC.

"Made for iPhone" means that an electronic accessory has been designed to connect specifically to iPhone and has been certified by the developer to meet apple performance standards

Apple is not responsible for the operation of this device or its compliance with safety and regulatory standards. Please note that the use of this accessory with iPhone may affect wireless performance.

iPhone is a trademark of Apple Inc., registered in the US and other countries.



Warranty

EBI180 is covered under 1 year limited hardware warranty. Please contact support@kinivo.com if you need assistance or if you have any questions.

www.kinivo.com
Email: support@kinivo.com



1 year warranty
www.kinivo.com
Contact: support@kinivo.com

